

Scaled data based on original data using  
LM-79-08 Approved Method: Electrical and Photometric Measurements of Solid-  
State Lighting Products

Test Report Prepared for  
Cooper Lighting Solutions  
(formerly Eaton)

Brand: INVUE

Report Number: P141119

Luminaire Tested: **EMM-E03-LED-E1-SL3-7030**

Issue Date: 03/03/2020

**Test Information**

Test Method: LM-79-08  
Report Number: P141119  
REPORT IS SCALED FROM IESNA LM-79-08 TEST DATA (P33691)  
Test Lab: INNOVATION CENTER-P3  
Issue Date: 03/03/2020  
Manufacturer: COOPER LIGHTING SOLUTIONS (FORMERLY EATON)  
Product Line: INVUE  
Catalog Number: EMM-E03-LED-E1-SL3-7030  
Description: EPIC MODERN MEDIUM DECORATIVE LED LUMINAIRE  
(3) LIGHTBARS WITH AccuLED OPTICS - TYPE 3 W/ SPILL LIGHT CONTROL  
Light Source: (63) 3000K CCT, 70 CRI LEDs  
Ballast/Driver: -

**Summary**

Lumens per Lamp: N/A  
Luminaire Lumens: 7929.4 lumens  
Efficiency: N/A  
Efficacy: 105.4 lumens/watt  
Luminous Opening: Rectangular (W 0.5' x L: 1' x H: 0')  
IES Classification: Type III - Short - Semi-Cutoff  
BUG Rating: B1 - U0 - G2

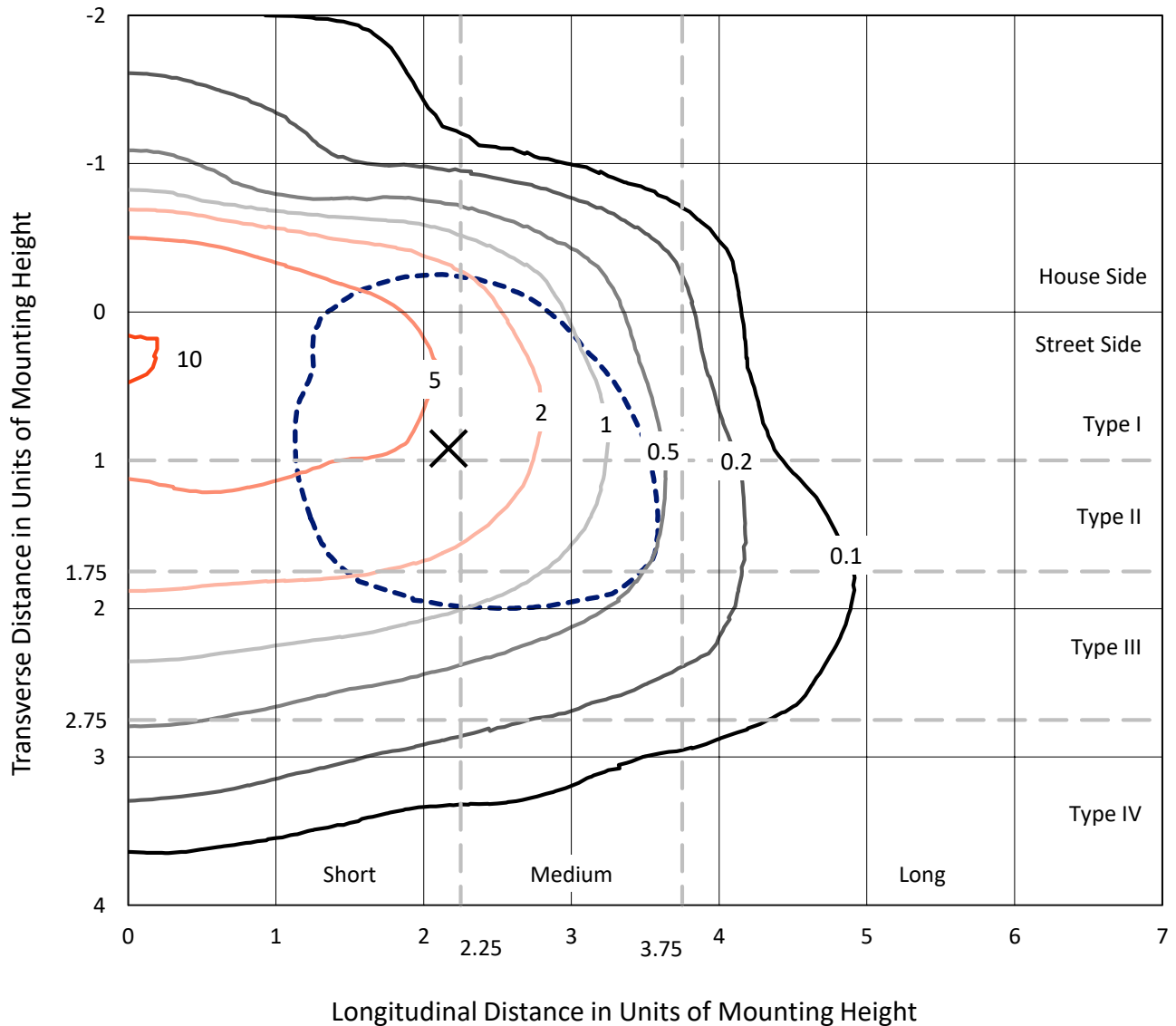
Input Watts (W): 75.2  
Input Voltage (V): NR  
Input Current (Ain): NR  
Voltage Rise (V): NR  
Power Factor: NR  
Total Harmonic Distortion (THDi): NR  
Frequency (hertz): 60  
Stabilization Time: NR  
Operation Time: NR  
Ambient Temperature (°C): NR  
Test Distance: 25 FT



REPORT NUMBER: P141119  
 CATALOG NUMBER: EMM-E03-LED-E1-SL3-7030

### Iso-Footcandle Lines of Horizontal Illumination

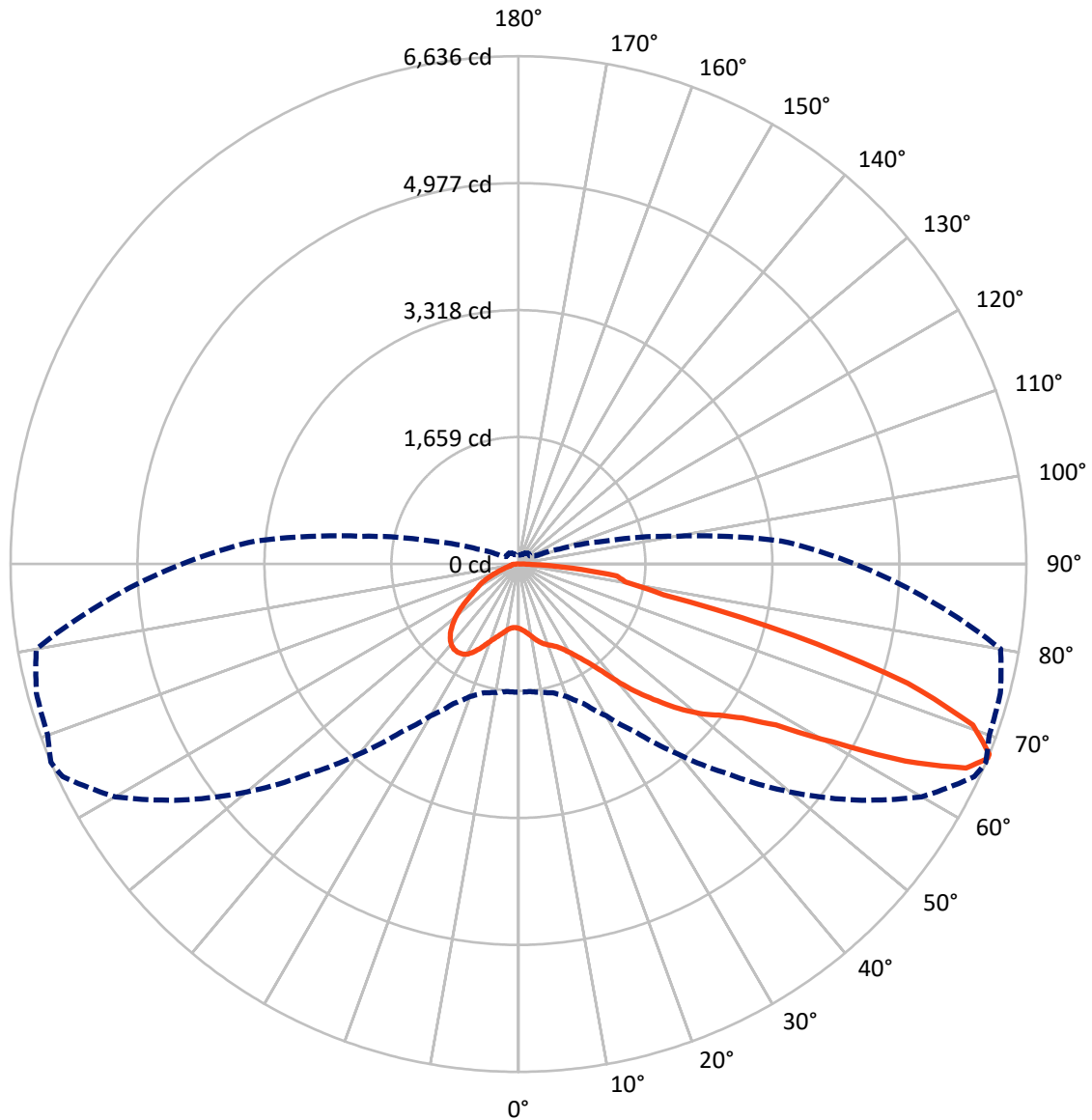
× Max cd  
 - - - 1/2 Max cd



Based on 10 foot mounting height. Maximum calculated value = 11 fc  
 Type III - Short - Semi-Cutoff

REPORT NUMBER: P141119  
CATALOG NUMBER: EMM-E03-LED-E1-SL3-7030

### Luminous Intensity Polar Plot



— Vertical Plane Through 67-Deg Lateral    - - - Horizontal Cone Through 67-Deg Vertical

REPORT NUMBER: P141119

CATALOG NUMBER: EMM-E03-LED-E1-SL3-7030

**FLUX DISTRIBUTION:**

		Downward	Upward	Total
<b>House Side</b>	Lumens	1824.2	0.0	1824.2
	% Fixture	23.0	0.0	23.0
<b>Street Side</b>	Lumens	6105.2	0.0	6105.2
	% Fixture	77.0	0.0	77.0
<b>Total</b>	Lumens	7929.4	0.0	7929.4
	% Fixture	100.0	0.0	100.0

**Coefficient of Utilization**

**ZONAL LUMENS:**

Zone	Lumens	% Fixture
0°-10°	84.3	1.1
10°-20°	291.6	3.7
20°-30°	519.0	6.5
30°-40°	746.2	9.4
40°-50°	1137.2	14.3
50°-60°	1661.2	20.9
60°-70°	2238.2	28.2
70°-80°	1098.9	13.9
80°-90°	152.8	1.9
90°-100°	0.0	0.0
100°-110°	0.0	0.0
110°-120°	0.0	0.0
120°-130°	0.0	0.0
130°-140°	0.0	0.0
140°-150°	0.0	0.0
150°-160°	0.0	0.0
160°-170°	0.0	0.0
170°-180°	0.0	0.0
0°-90°	7929.4	100.0
0°-180°	7929.4	100.0



REPORT NUMBER: P141119

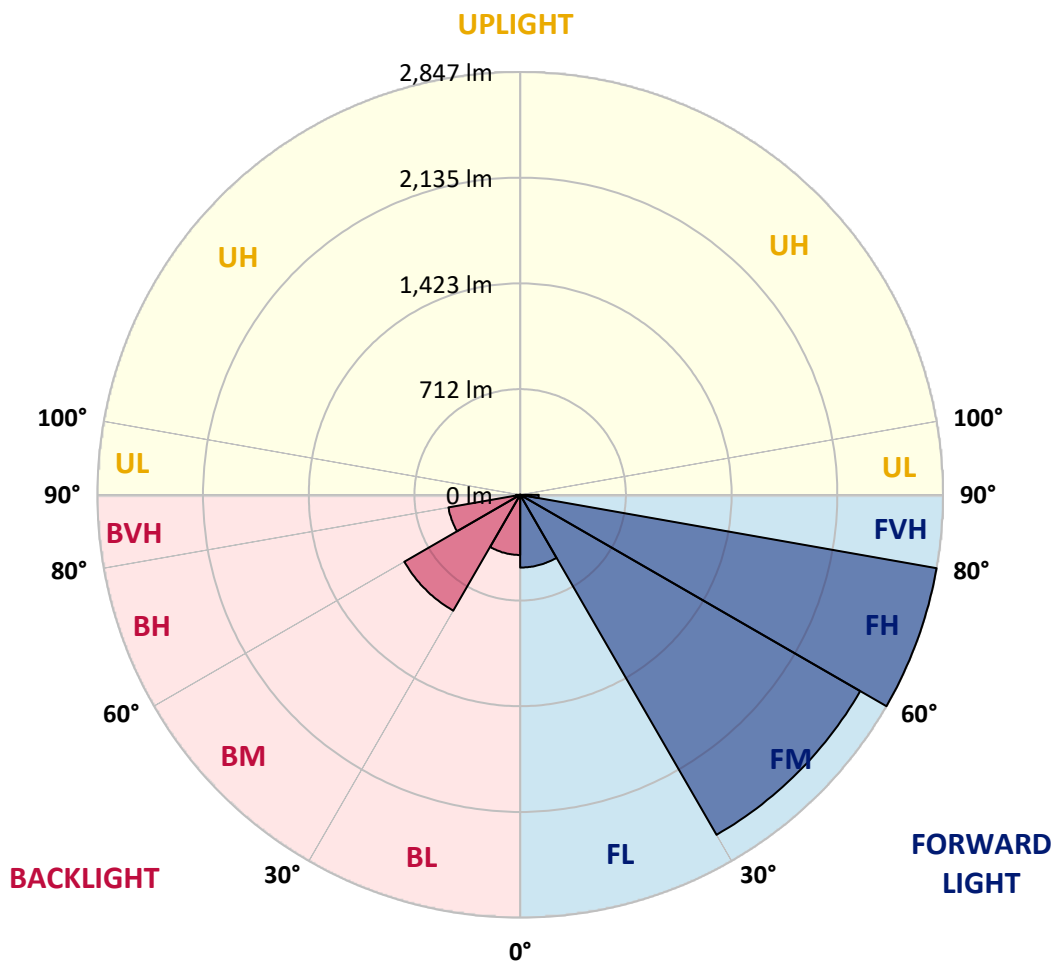
CATALOG NUMBER: EMM-E03-LED-E1-SL3-7030

**LUMINAIRE CLASSIFICATION SYSTEM LUMEN TABLE AND BUG RATING:**

Zone		Lumens	% Fixture	Zone Rating/Lumen Limit		
				B	U	G
FL	(0°-30°)	489.8	6.2			
FM	(30°-60°)	2643.5	33.3			
FH	(60°-80°)	2846.6	35.9			G2/5000
FVH	(80°-90°)	125.3	1.6			G2/225
BL	(0°-30°)	405.1	5.1	B1/500		
BM	(30°-60°)	901.0	11.4	B1/1000		
BH	(60°-80°)	490.5	6.2	B1/500		G1/500
BVH	(80°-90°)	27.5	0.3			G1/100
UL	(90°-100°)	0.0	0.0		U0/0	
UH	(100°-180°)	0.0	0.0		U0/0	

**BUG Rating: B1-U0-G2**

Type III Short





REPORT NUMBER: P141119

CATALOG NUMBER: EMM-E03-LED-E1-SL3-7030

**CANDELA DISTRIBUTION (FULL):**

	0°	5°	10°	15°	20°	25°	30°	35°	40°	45°	50°
0°	841.2	841.2	841.2	841.2	841.2	841.2	841.2	841.2	841.2	841.2	841.2
2.5°	885.0	880.5	884.1	883.2	880.5	876.8	878.6	875.9	874.1	871.3	868.6
5°	942.6	939.8	938.0	935.3	933.4	930.7	928.9	924.3	917.9	913.4	909.7
7.5°	999.2	998.3	995.6	991.9	984.6	982.8	976.4	971.8	966.3	957.2	949.9
10°	1065.9	1065.0	1060.4	1054.9	1046.7	1038.5	1031.2	1020.2	1009.3	1001.0	994.6
12.5°	1146.3	1141.7	1132.6	1125.2	1116.1	1103.3	1091.5	1078.7	1063.1	1050.4	1043.0
15°	1226.6	1221.1	1213.8	1203.8	1190.1	1172.7	1155.4	1136.2	1112.5	1096.0	1086.0
17.5°	1292.4	1288.7	1280.5	1266.8	1253.1	1232.1	1209.3	1182.8	1153.6	1128.9	1113.4
20°	1339.9	1336.2	1323.4	1307.0	1288.7	1265.0	1240.3	1211.1	1176.4	1146.3	1128.9
22.5°	1360.0	1354.5	1339.9	1318.0	1293.3	1264.1	1237.6	1212.9	1181.0	1158.1	1139.9
25°	1366.4	1360.0	1340.8	1313.4	1281.4	1244.0	1213.8	1194.7	1175.5	1167.3	1160.9
27.5°	1362.7	1357.2	1336.2	1302.4	1259.5	1215.7	1183.7	1170.0	1170.9	1186.4	1193.7
30°	1349.9	1343.5	1324.4	1286.9	1241.2	1193.7	1165.4	1160.9	1181.9	1221.1	1250.4
32.5°	1328.9	1324.4	1308.8	1276.9	1235.8	1194.7	1174.6	1184.6	1221.1	1282.3	1332.6
35°	1323.4	1322.5	1315.2	1297.9	1267.7	1241.2	1233.0	1261.3	1321.6	1405.6	1469.6
37.5°	1322.5	1327.1	1330.8	1330.8	1324.4	1322.5	1347.2	1386.5	1476.0	1581.0	1685.1
40°	1340.8	1349.0	1367.3	1391.0	1413.9	1446.7	1497.0	1571.0	1664.1	1792.0	1921.7
42.5°	1397.4	1415.7	1446.7	1487.8	1547.2	1608.4	1689.7	1781.9	1901.6	2030.4	2159.2
45°	1507.9	1534.4	1557.3	1622.1	1700.7	1772.8	1878.8	2000.2	2131.8	2293.4	2432.3
47.5°	1654.1	1673.3	1720.8	1789.3	1885.2	1988.4	2090.7	2196.6	2354.6	2523.6	2691.6
50°	1800.2	1814.8	1865.1	1945.4	2071.5	2184.7	2301.6	2406.7	2542.8	2721.8	2886.2
52.5°	1908.9	1929.0	1972.8	2051.4	2193.0	2321.7	2455.1	2571.1	2724.5	2885.3	3057.0
55°	1983.8	1996.6	2036.8	2113.5	2246.8	2393.9	2544.6	2687.1	2869.7	3051.5	3222.3
57.5°	1995.7	2008.5	2045.0	2112.6	2242.3	2396.6	2569.3	2743.7	2964.7	3204.9	3428.7
60°	1982.0	1992.0	2024.0	2079.7	2202.1	2371.1	2576.6	2795.8	3067.9	3377.6	3697.2
62.5°	1920.8	1930.8	1960.0	2005.7	2114.4	2297.1	2554.6	2872.5	3215.0	3604.1	4072.6
65°	1805.7	1812.1	1839.5	1876.0	1985.6	2171.0	2455.1	2857.0	3331.0	3860.7	4467.2
67°	1675.1	1672.3	1703.4	1739.9	1840.4	2011.2	2288.9	2684.3	3238.7	3880.8	4632.5
67.5°	1634.9	1642.2	1672.3	1697.9	1795.6	1961.0	2226.7	2617.7	3160.2	3835.2	4629.8
70°	1349.9	1363.6	1380.1	1396.5	1482.4	1603.8	1799.3	2177.4	2615.8	3255.2	4203.2
72.5°	926.1	898.7	910.6	905.1	931.6	1008.3	1144.4	1476.9	1824.9	2374.7	3120.0
75°	469.5	499.6	495.9	518.8	556.2	604.6	667.7	791.9	1065.0	1388.3	1930.8
77.5°	263.0	255.7	281.3	286.8	308.7	359.9	471.3	634.8	759.9	892.3	1091.5
80°	119.6	132.4	140.7	127.9	132.4	143.4	186.3	292.3	491.4	748.0	860.4
82.5°	66.7	71.2	83.1	84.0	87.7	90.4	97.7	113.3	152.5	308.7	607.4
85°	42.0	43.8	55.7	61.2	63.9	63.9	63.9	67.6	77.6	91.3	157.1
87.5°	15.5	16.4	25.6	33.8	34.7	32.9	31.1	35.6	32.9	33.8	51.1
90°	0.0	0.0	0.0	0.0	0.0	0.0	0.0	0.0	0.0	0.0	0.0



REPORT NUMBER: P141119

CATALOG NUMBER: EMM-E03-LED-E1-SL3-7030

**CANDELA DISTRIBUTION (continued):**

	55°	60°	65°	67°	70°	75°	80°	85°	90°	95°	100°
0°	841.2	841.2	841.2	841.2	841.2	841.2	841.2	841.2	841.2	841.2	841.2
2.5°	866.8	863.1	859.5	858.5	855.8	854.0	849.4	845.8	842.1	839.4	836.6
5°	901.5	894.2	887.8	885.0	881.4	876.8	867.7	861.3	855.8	850.3	844.8
7.5°	940.8	931.6	922.5	918.8	913.4	905.1	895.1	887.8	878.6	870.4	863.1
10°	984.6	974.5	967.2	963.6	959.0	947.1	940.8	928.0	917.9	907.0	897.8
12.5°	1032.1	1027.5	1017.5	1013.8	1009.3	1001.0	991.9	980.9	968.2	956.3	945.3
15°	1075.0	1067.7	1061.3	1060.4	1057.7	1053.1	1041.2	1029.3	1018.4	1002.9	993.7
17.5°	1101.5	1098.8	1097.8	1096.9	1095.1	1092.4	1086.9	1074.1	1064.1	1051.3	1038.5
20°	1117.9	1120.7	1125.2	1128.9	1130.7	1132.6	1129.8	1117.0	1107.0	1096.0	1085.1
22.5°	1135.3	1142.6	1154.5	1160.0	1166.3	1175.5	1173.7	1165.4	1160.0	1147.2	1138.9
25°	1160.0	1174.6	1194.7	1202.0	1213.8	1225.7	1228.5	1223.9	1218.4	1209.3	1209.3
27.5°	1202.0	1223.0	1249.5	1265.0	1276.9	1293.3	1298.8	1296.0	1297.0	1291.5	1304.3
30°	1267.7	1297.0	1332.6	1349.0	1363.6	1382.8	1386.5	1391.9	1388.3	1398.3	1413.9
32.5°	1367.3	1403.8	1440.4	1455.9	1468.7	1488.8	1500.6	1497.0	1509.8	1516.2	1538.1
35°	1520.7	1557.3	1585.6	1588.3	1602.9	1613.9	1624.9	1621.2	1655.9	1669.6	1681.5
37.5°	1732.6	1763.7	1781.0	1774.6	1757.3	1778.3	1792.9	1814.8	1836.7	1861.4	1817.6
40°	2007.5	2056.9	2049.6	2040.4	2007.5	2012.1	2018.5	2030.4	2066.9	2058.7	1933.6
42.5°	2268.8	2319.0	2310.8	2300.7	2256.9	2234.1	2251.4	2272.4	2292.5	2214.9	2028.6
45°	2532.7	2578.4	2539.1	2552.8	2513.5	2503.5	2537.3	2549.2	2526.3	2383.8	2108.9
47.5°	2806.7	2856.0	2836.9	2823.2	2794.9	2792.1	2811.3	2829.6	2739.1	2506.2	2169.2
50°	3016.8	3089.9	3079.8	3071.6	3040.5	3036.9	3082.6	3095.3	2932.8	2635.9	2229.5
52.5°	3178.5	3273.4	3291.7	3280.8	3273.4	3275.3	3406.8	3387.6	3162.9	2793.0	2299.8
55°	3369.3	3468.0	3534.7	3548.4	3566.6	3593.1	3853.4	3825.1	3480.8	3019.5	2373.8
57.5°	3622.3	3805.0	3905.5	3967.6	4017.8	4189.5	4520.2	4411.5	3921.0	3311.8	2461.5
60°	3995.0	4357.6	4565.8	4723.8	4823.4	5123.0	5523.9	5123.9	4432.5	3662.5	2576.6
62.5°	4593.2	5185.1	5583.3	5672.8	5714.8	5999.8	6286.6	5669.2	4801.5	3894.5	2594.8
65°	5173.2	5913.0	6377.9	6430.0	6398.9	6475.7	6556.0	5685.6	4715.6	3784.9	2381.1
67°	5377.8	6084.7	6573.4	6636.4	6545.1	6520.4	6398.0	5386.0	4395.0	3448.8	2083.4
67.5°	5366.8	6064.6	6571.6	6635.5	6545.1	6505.8	6325.9	5265.5	4269.0	3366.6	2025.8
70°	4946.7	5617.1	6181.6	6301.2	6251.0	6146.8	5668.3	4459.9	3537.4	2762.0	1561.8
72.5°	4016.0	4740.3	5187.8	5320.3	5355.9	5088.3	4221.5	3121.8	2550.1	1973.8	1132.6
75°	2696.2	3415.9	3782.2	3715.5	3499.0	3043.3	2228.6	1646.8	1397.4	1148.1	700.5
77.5°	1528.9	2084.3	2056.0	1940.9	1758.2	1301.5	632.0	342.5	327.0	381.8	296.8
80°	1021.1	1285.1	1372.8	1417.5	1407.5	962.7	261.2	132.4	114.2	114.2	112.3
82.5°	852.2	1110.6	1257.7	1297.0	1208.4	731.6	156.2	86.8	69.4	77.6	86.8
85°	358.9	559.9	740.7	712.4	566.3	285.0	79.5	45.7	45.7	60.3	75.8
87.5°	86.8	128.8	181.8	176.3	141.6	65.8	40.2	28.3	28.3	46.6	65.8
90°	0.0	0.0	0.0	0.0	0.0	0.0	0.0	0.0	0.0	0.0	0.0





REPORT NUMBER: P141119

CATALOG NUMBER: EMM-E03-LED-E1-SL3-7030

**CANDELA DISTRIBUTION (continued):**

	105°	110°	115°	120°	125°	130°	135°	140°	145°	150°	155°
0°	841.2	841.2	841.2	841.2	841.2	841.2	841.2	841.2	841.2	841.2	841.2
2.5°	835.7	832.1	832.1	828.4	826.6	824.8	823.8	824.8	822.0	819.3	820.2
5°	840.3	834.8	832.1	825.7	822.0	818.4	815.6	814.7	810.1	807.4	807.4
7.5°	855.8	848.5	843.0	835.7	828.4	822.9	818.4	815.6	809.2	804.7	803.7
10°	887.8	877.7	869.5	858.5	848.5	841.2	833.0	828.4	821.1	816.5	814.7
12.5°	935.3	920.7	907.9	891.4	879.6	868.6	864.0	856.7	854.0	851.2	852.2
15°	980.0	962.7	950.8	938.0	924.3	917.9	908.8	907.9	908.8	904.2	904.2
17.5°	1025.7	1012.0	998.3	993.7	980.9	976.4	970.0	966.3	958.1	949.9	939.8
20°	1073.2	1065.9	1060.4	1054.9	1052.2	1041.2	1024.8	1005.6	979.1	955.4	935.3
22.5°	1134.4	1129.8	1130.7	1126.2	1111.5	1084.1	1046.7	1006.5	963.6	925.2	895.1
25°	1212.0	1216.6	1211.1	1188.3	1146.3	1090.5	1033.0	976.4	919.7	874.1	833.0
27.5°	1310.7	1307.0	1281.4	1223.0	1150.8	1071.4	997.4	929.8	862.2	809.2	758.1
30°	1418.4	1391.9	1325.3	1233.9	1132.6	1036.7	945.3	866.8	788.2	726.1	668.6
32.5°	1527.1	1451.3	1343.5	1221.1	1100.6	987.3	885.0	792.8	702.4	633.0	566.3
35°	1609.3	1487.8	1340.8	1193.7	1052.2	922.5	803.7	689.6	584.5	501.4	433.8
37.5°	1685.1	1507.9	1322.5	1151.7	985.5	836.6	688.7	565.4	459.4	376.3	317.8
40°	1731.7	1506.1	1286.9	1082.3	893.3	710.6	549.8	422.9	329.7	268.5	236.6
42.5°	1759.1	1486.9	1225.7	990.1	766.3	569.0	405.5	291.4	234.7	208.2	193.6
45°	1772.8	1445.8	1149.9	866.8	612.9	406.4	279.5	210.1	187.2	179.9	176.3
47.5°	1764.6	1388.3	1041.2	727.9	456.7	278.6	200.0	177.2	169.9	166.2	165.3
50°	1745.4	1313.4	927.1	577.2	324.2	200.0	168.1	161.7	158.9	158.0	156.2
52.5°	1718.0	1224.8	796.4	447.5	230.2	166.2	157.1	154.4	152.5	149.8	148.9
55°	1672.3	1115.2	663.1	329.7	184.5	157.1	152.5	151.6	148.0	145.2	143.4
57.5°	1617.5	998.3	537.0	258.5	169.9	153.4	150.7	149.8	146.1	142.5	138.8
60°	1590.1	916.1	442.1	223.8	167.1	155.3	153.4	151.6	147.0	141.6	137.0
62.5°	1522.6	827.5	380.9	212.8	170.8	161.7	160.7	157.1	150.7	145.2	137.9
65°	1348.1	702.4	324.2	201.9	176.3	171.7	173.5	169.0	161.7	152.5	140.7
67°	1138.9	570.8	274.0	193.6	182.7	185.4	188.2	185.4	173.5	159.8	144.3
67.5°	1082.3	531.6	260.3	190.9	184.5	188.2	192.7	190.0	177.2	161.7	146.1
70°	813.8	380.9	206.4	180.8	190.9	200.9	210.1	209.2	196.4	177.2	152.5
72.5°	562.6	260.3	167.1	169.0	185.4	203.7	215.6	221.0	208.2	185.4	156.2
75°	338.9	166.2	140.7	152.5	169.0	187.2	206.4	208.2	193.6	170.8	146.1
77.5°	166.2	119.6	116.0	120.6	136.1	151.6	159.8	149.8	140.7	125.1	116.0
80°	100.5	94.1	92.2	102.3	111.4	108.7	102.3	94.1	89.5	85.9	82.2
82.5°	84.0	84.9	86.8	88.6	86.8	76.7	65.8	60.3	56.6	56.6	57.5
85°	85.9	87.7	80.4	74.0	65.8	54.8	44.8	38.4	39.3	40.2	40.2
87.5°	66.7	63.9	56.6	46.6	37.4	27.4	21.9	18.3	20.1	19.2	21.0
90°	0.0	0.0	0.0	0.0	0.0	0.0	0.0	0.0	0.0	0.0	0.0



REPORT NUMBER: P141119

CATALOG NUMBER: EMM-E03-LED-E1-SL3-7030

**CANDELA DISTRIBUTION (continued):**

	160°	165°	170°	175°	180°
0°	841.2	841.2	841.2	841.2	841.2
2.5°	820.2	819.3	820.2	820.2	821.1
5°	805.6	803.7	803.7	804.7	804.7
7.5°	801.9	800.1	800.1	801.0	800.1
10°	814.7	813.8	815.6	814.7	814.7
12.5°	853.1	853.1	856.7	858.5	856.7
15°	905.1	903.3	906.0	907.0	907.9
17.5°	934.4	926.1	923.4	925.2	921.6
20°	917.9	904.2	898.7	897.8	891.4
22.5°	871.3	851.2	843.0	839.4	832.1
25°	805.6	781.8	770.9	761.7	757.2
27.5°	727.0	697.8	682.3	675.0	672.2
30°	628.4	600.1	577.2	565.4	561.7
32.5°	518.8	477.7	453.9	439.3	429.3
35°	387.3	348.0	330.6	319.7	306.9
37.5°	281.3	257.6	243.0	235.6	232.9
40°	217.4	205.5	198.2	197.3	196.4
42.5°	188.2	182.7	181.8	179.9	178.1
45°	173.5	171.7	172.6	169.9	168.1
47.5°	163.5	162.6	162.6	160.7	159.8
50°	155.3	155.3	154.4	153.4	153.4
52.5°	148.0	148.9	148.9	147.0	147.0
55°	141.6	141.6	142.5	141.6	141.6
57.5°	137.0	136.1	137.0	137.0	137.0
60°	134.3	132.4	131.5	132.4	132.4
62.5°	131.5	128.8	127.9	127.9	128.8
65°	131.5	127.0	125.1	125.1	124.2
67°	132.4	125.1	121.5	119.6	118.7
67.5°	132.4	124.2	119.6	118.7	117.8
70°	132.4	120.6	114.2	109.6	109.6
72.5°	131.5	116.9	106.9	102.3	100.5
75°	125.1	110.5	101.4	95.9	94.1
77.5°	105.0	95.9	91.3	86.8	85.9
80°	79.5	74.9	71.2	61.2	56.6
82.5°	56.6	53.9	47.5	43.8	41.1
85°	40.2	37.4	34.7	31.1	31.1
87.5°	21.9	21.0	20.1	18.3	16.4
90°	0.0	0.0	0.0	0.0	0.0

(END OF REPORT)